

FEATURES







- R4 tread pattern
- Superior compound
- Strong nylon casing
- Tough wide base

BENEFITS

- Suitable on and off the road
- Designed for crane, fire and rescue vehicles
- Capable to run at high speeds
- Excellent traction and handling response
- Ideal for rugged service



LOADER-XL - TRA CODE: G2/L2

SIZE	PR	Type	Rim	Unloaded Dimension				TD mm 32nds
				SW	OD	SLR	RC	
				mm	mm	mm	mm	
				in	in	in	in	
								
15.5-25	12	TT/ TL	12.00	394 15.5	1278 50.3	594 23.4	3780 148.8	22 28
17.5-25	12	TT/ TL	14.00	445	13.48	614	3990	23
	16	TL		17.5	53.1	24.2	157.1	29
20.5-25	12	TT/ TT	17.00	520	1492	686	4416	28
	16	TT		20.5	58.7	27.0	173.8	35

All tyres conform to TRA and ETRTO Standards

Note: PLY RATING other than mentioned can be produced for special requirements.

APPLICATION:



LOADER

Fitment Position  Recommended