

## FEATURES







- Flat tread with large width
- Specially formulated tread compound
- Reinforced sidewall

## BENEFITS

- High ground contact area for good traction on paved surface
- Improved penetration & heat resistance
- Longer service life




## PORT-PRO SL - TRA CODE: IND-4

SIZE	PR	Type	Rim	Unloaded Dimension				TD mm 32nds
				SW	OD	SLR	RC	
				mm	mm	mm	mm	
				in	in	in	in	
								
18.00-25	40	TL	13.00	498 19.6	1673 65.9	768 30.2	4952 195.0	56 71
18.00-33	40	TL	13.00	498 19.6	1877 73.9	862 33.9	5556 2187	70 88

All tyres conform to TRA and ETRTO Standards

## APPLICATION:



Fitment Position  Recommended