

FEATURES







- Specially designed non-directional tread pattern
- Wide ground contact area

BENEFITS

- Heavy duty tyre for rock, coal & log strewn terrain
- Superior traction
- Excellent grip on severe terrain



TRAC-XL - TRA CODE: E3/L3

SIZE	PR	Type	Rim	Unloaded Dimension				TD mm 32nds
				SW	OD	SLR	RC	
				mm	mm	mm	mm	
				in	in	in	in	
								
14.00-20	22	TT	11.25	432 17.0	1493 58.8	682 27.0	4420 174.0	27 34
17.5-25	16	TT	13.00	498	1673	764	4952	27
	20	TL		19.6	65.9	30.1	195.0	34
20.5-25	16	TT	13.00	498	1877	866	5556	30
	20	TL		19.6	73.9	34.1	218.7	38
23.5-25	16	TT	15.00	585	1759	800	5140	37
	20	TL		23.0	69.3	31.5	202.4	46
26.5-25	28	TL	15.00	595	2052	953	6125	40
				23.4	80.8	37.5	241	50

All tyres conform to TRA and ETRTO Standards

Note: PLY RATING other than mentioned can be produced for special requirements.

APPLICATION:



LOADER

Fitment Position  Recommended